

ANALYSIS of
AGRICULTURAL CENSUS JUNE 1952
For BARBY PARISH

Source: Northamptonshire Record Office, ZB 291/406



**BARBY LOCAL
HISTORY GROUP
JANUARY
2012**



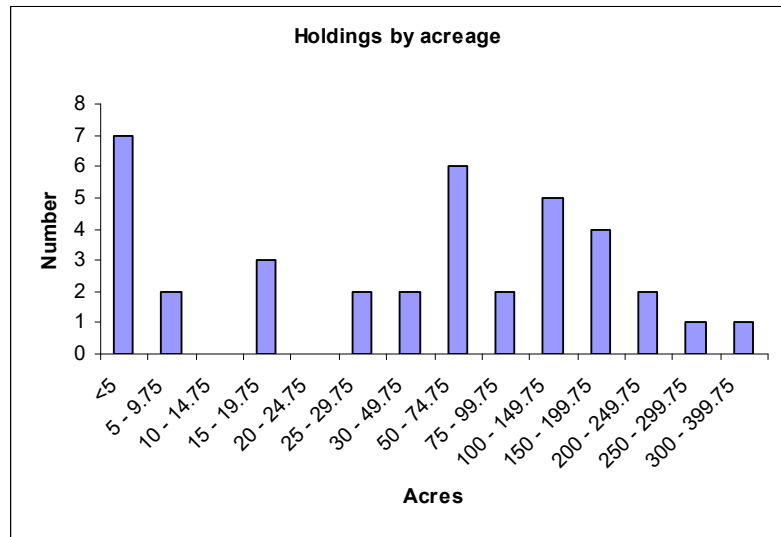
The results of this census were based on returns from 37 holdings, ranging in size from less than 5 acres to 300-400 acres. Nearly 20% of the holdings had less than 5 acres, whilst slightly more than 20% had more than 150 acres.

The total acreage was 3064.75. The averages were:

Mode: less than 5 acres,

Median: 50-75 acres,

Mean: 83 acres.

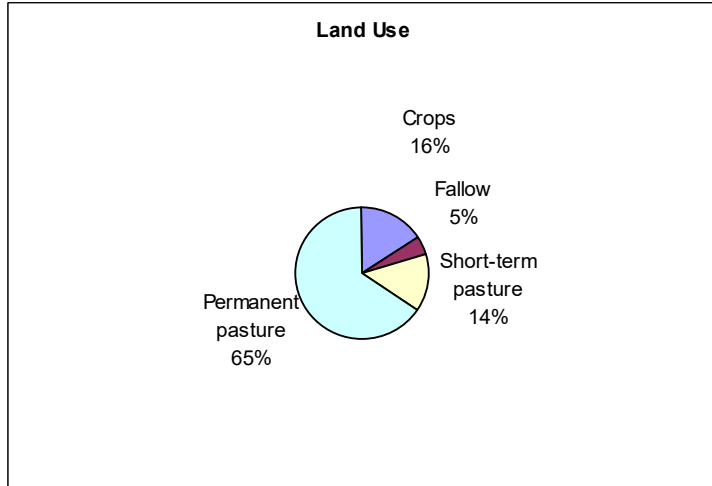


The 37 holdings employed 25 full-time employees and 15 casual workers, categorised as shown below.

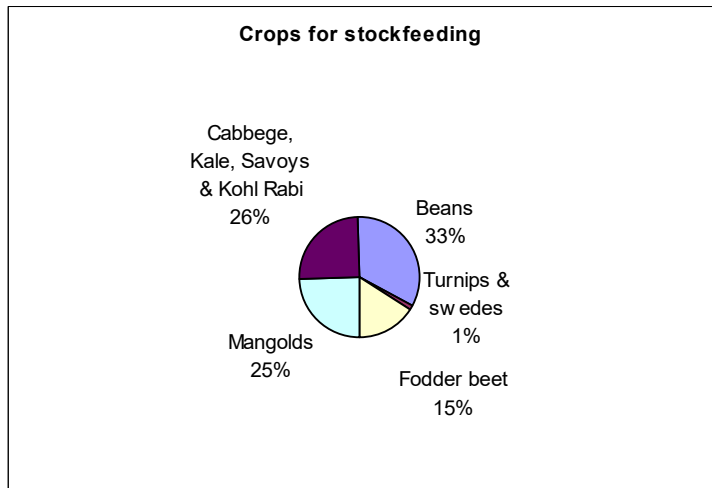
FULL TIME		CASUAL	
Male aged 21 - 65	18	Male 21 and over	11
Male aged 18 - 21	3	Casual Male under 21	2
Male under 18	3	Casual Women & girls	2
Women & girls	1		

About 80% of the land was grassland, being used for grazing and hay in the ratio of about 2:1. The rest was either fallow (5%) or used for grain crops - wheat, barley, oats and mixed corn – or animal food. There were no oilseed crops and no vegetables, other than 0.5 acres potatoes, grown for human consumption. There were no crops growing under glass.

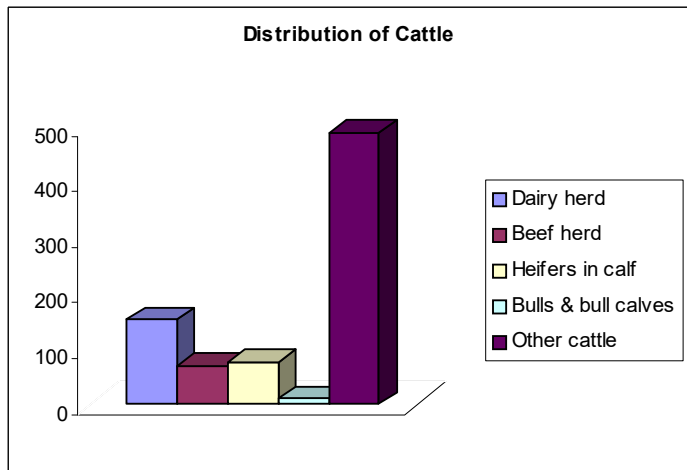
The category 'Crops' in the graph below includes the animal food, potatoes and 3.25 acres devoted to orchards and fruit, of which 0.5 acres was strawberries and 0.5 acres was blackcurrants. Rough grazing, consisting of only 0.5 acres, has been ignored.



Of the 491 acres of crops, 36.5 (7.4%) were devoted to fodder crops for stockfeeding.



The land supported 793 cattle, 155 pigs, 3284 sheep, 44 horses and 3360 poultry, but no goats.



In the chart above:

Dairy herd includes cows and heifers kept for milk or replacement dairy calves;

Beef herd includes cows and heifers kept for producing beef calves;

Heifers in calf (1st calf) are potential members of either kind of herd;

Bulls (8) and bull calves (2) are kept for service;

Other cattle (487) includes 326 heifers, of whom 190 are over 2 years old,

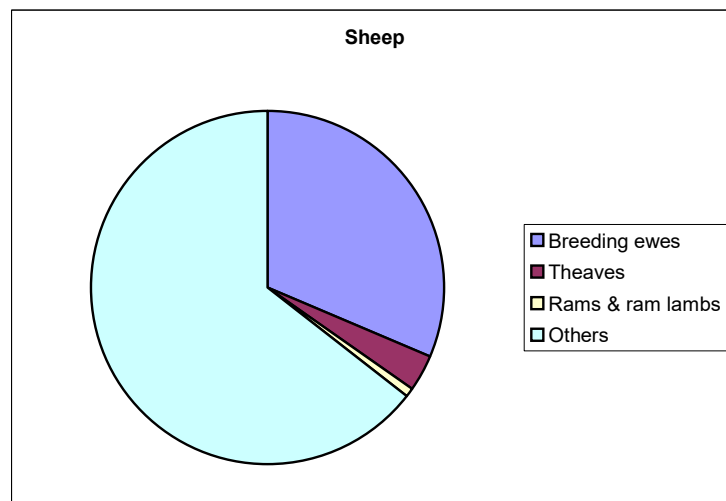
The high proportion of older heifers implies intended future growth of the herds, whilst the high proportion of bulls suggests little use of artificial insemination.

The age distribution of fattening pigs – see below - is indicative of pigs being reared for both pork and bacon, whilst the absence of any boars being reared for service implies no intended growth in the breeding pig population.

PIGS

Sows in pig		13
Gilts in pig		3
Other sows for breeding		11
Barren sows		1
Boar in service		1
Other pigs	over 5 months	35
	2 - 5 months	72
	under 2 months	19

Within the sheep flocks, there were 1416 lambs under 1 year old, giving a lambing ratio of about 1.4 per ewe.



Horses were still used on the farms.

HORSES FOR AGRICULTURAL PURPOSES

Mares		13
Geldings		11
Unbroken	light	8
	heavy	2
Stallion (heavy)		1
Others		9

The statistics for poultry make no distinction between birds kept for egg production and those kept for meat production. However, the high percentage of birds over 6 months of age suggests these are laying birds.

Total number of poultry is 3360.

